

Design by: m\_p studio

### MARIA TERESA VE944 A2



#### MT/CG



**MT**  
Traditional version  
**CG**  
Coloured glass version

<b>LIGHTING</b>	Traditional E14 lightbulbs
<b>SIZE</b>	With lampshades, overall diameter is 5 cm (2") larger than specified
<b>FRAME</b>	<b>MT</b> Chrome or gold plated metal covered with transparent glass <b>CG</b> Painted metal covered with painted glass
<b>LAMP SHADES</b>	<b>MT</b> No lampshades included <b>CG</b> No lampshades included
<b>PENDANTS</b>	<b>MT</b> Transparent glass or crystal <b>CG</b> Coloured glass

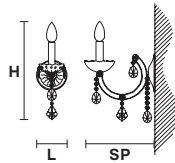
#### RW/DW



**RW**  
RGB-W Led version  
**DW**  
Dynamic White Led version

<b>LIGHTING</b>	WHITE LED sources CRI>90 <b>RGB-W</b> each light 330 Nominal lm at 3000K <b>DW</b> each light 490 Nominal lm at 4700K
<b>SIZE</b>	Same size as MT or CG
<b>FRAME</b>	Chrome or gold plated metal covered with transparent glass
<b>LAMP SHADES</b>	No lampshades included
<b>PENDANTS</b>	Transparent glass or crystal

### VE 944/A1



#### TECHNICAL INFORMATION

<b>L</b>	12 cm / 4.72"
<b>SP</b>	20 cm / 7.87"
<b>H</b>	28 cm / 11.02"

#### LIGHTING SYSTEM

1×E14×40 W max  
(not included).  
Triac Dimmable


#### VERSION

**VE 944/A1 MT -CG**

1×LED source -4 W tot  
(driver included).  
Control system: DMX or  
Masiero Smart Light App

**VE 944/A1 RW/DW**

#### MT TRADITIONAL



G04 Shiny chrome



G03 Shiny gold

#### MT DYNAMIC WHITE



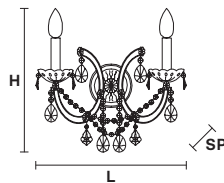
#### MT RGB - W - LED



#### MT COLOURED GLASS



### VE 944/A2



#### TECHNICAL INFORMATION

<b>L</b>	28 cm / 11.02"
<b>SP</b>	20 cm / 7.87"
<b>H</b>	28 cm / 11.02"

#### LIGHTING SYSTEM

2×E14×40 W max  
(not included).  
Triac Dimmable

#### VERSION

**VE 944/A2 MT - CG**

2×LED source -8 W tot  
(driver included).  
Control system: DMX or  
Masiero Smart Light App

**VE 944/A2 RW/DW**

Design by: m\_p studio



### MT/CG



**MT**  
Traditional version  
**CG**  
Coloured glass version

<b>LIGHTING</b>	Traditional E12 lightbulbs
<b>SIZE</b>	With lampshades, overall diameter is 5 cm (2") larger than specified
<b>FRAME</b>	<b>MT</b> Chrome or gold plated metal covered with transparent glass <b>CG</b> Painted metal covered with painted glass
<b>LAMP SHADES</b>	<b>MT</b> No lampshades included <b>CG</b> No lampshades included
<b>PENDANTS</b>	<b>MT</b> Transparent glass or crystal <b>CG</b> Coloured glass

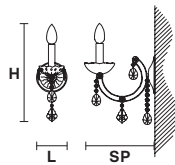
### RW/DW



**RW**  
RGB-W Led version  
**DW**  
Dynamic White Led version

<b>LIGHTING</b>	WHITE LED sources CRI>90 <b>RGB-W</b> each light 330 Nominal lm at 3000K <b>DW</b> each light 490 Nominal lm at 4700K
<b>SIZE</b>	Same size as MT or CG
<b>FRAME</b>	Chrome or gold plated metal covered with transparent glass
<b>LAMP SHADES</b>	No lampshades included
<b>PENDANTS</b>	Transparent glass or crystal

### VE 944/A1



#### TECHNICAL INFORMATIONS

<b>L</b>	12 cm / 4.72"
<b>SP</b>	20 cm / 7.87"
<b>H</b>	28 cm / 11.02"

#### LIGHTING SYSTEM

1×E12×40 W max  
(not included).  
Triac Dimmable


#### VERSION

**VE 944/A1 MT -CG**

1×LED source -4 W tot  
(driver included).  
Control system: DMX or  
Masiero Smart Light App

**VE 944/A1 RW/DW**

#### MT TRADITIONAL



G04 Shiny chrome



G03 Shiny gold

#### MT DYNAMIC WHITE



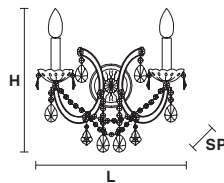
#### MT RGB - W - LED



#### MT COLOURED GLASS



### VE 944/A2



#### TECHNICAL INFORMATIONS

<b>L</b>	28 cm / 11.02"
<b>SP</b>	20 cm / 7.87"
<b>H</b>	28 cm / 11.02"

#### LIGHTING SYSTEM

2×E12×40 W max  
(not included).  
Triac Dimmable

#### VERSION

**VE 944/A2 MT - CG**

2×LED source -8 W tot  
(driver included).  
Control system: DMX or  
Masiero Smart Light App

**VE 944/A2 RW/DW**