

Telaio in fusione di ottone, dischi e piatti di marmo verde Guatemala, o nero Marquina. Pendagli in cristallo trasparente.

Cast brass frame, discs and bobeches in Guatemala green or Marquina black marble. Transparent crystal pendants.

Gestell aus Messingguss, Platten und Schalen aus grünem Guatemala oder schwarzem Marquina- Marmor. Transparente Kristall-Anhänger.

Structure en fusion de laiton, disques et bobeches de marbre vert Guatemala ou de marbre noir Marquina. Pampilles en cristal transparent.


Estructura realizada en fundición de latón, discos y bobeches de mármol verde Guatemala o negro Marquina. Piezas colgantes de cristal transparente.

**КАРКАС ИЗ ЛАТУННОГО ЛИТЬЯ С ДИСКАМИ И БЛЮДЦАМИ ИЗ ЗЕЛЕНОГО ГВАТЕМАЛЬСКОГО МРАМОРА, ЛИБО, КАК ВАРИАНТ, ИЗ ЧЕРНОГО МАРКУИНСКОГО МРАМОРА.**

这个灯具的结构是黄铜铸件与大理石板(绿色或者蓝色)。而且这种系列也有透明的水晶吊坠。

إطار من صب النحاس الأصفر، وأقراص وأطباق من رخام جواتيمالا الأخضر، أو رخام ماركينا الأسود. دلايات من الكريستال الشفاف.

### Finishings




**G04** Cromo lucido + marmo nero Marquina  
Shiny chrome + Marquina black marble



**G03** Oro lucido + marmo verde Guatemala  
Shiny gold + Guatemala green marble

### Family



Chandelier



Applique





Table lamp

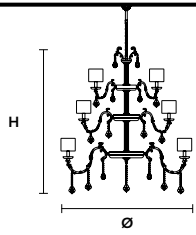
### Standard chain for all chandeliers



H 50 cm / 19.68"

ETERNITY 12+8+4

Chandelier



TECHNICAL INFORMATION

Ø 150 cm / 56.06"  
H 180 cm / 70.87"

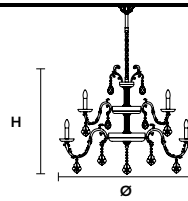
WW 24×E14×40 W max  
USA 24×E12×40 W max  
(not included)

SHADE

SAT/17/ECRU  
SAT/17/BK

ETERNITY 8+4

Chandelier



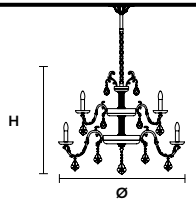
TECHNICAL INFORMATION

Ø 120 cm / 47.24"  
H 105 cm / 41.34"

WW 12×E14×40 W max  
USA 12×E12×40 W max  
(not included)

ETERNITY 6+3

Chandelier



TECHNICAL INFORMATION

Ø 90 cm / 35.43"  
H 95 cm / 37.40"

WW 9×E14×40 W max  
USA 9×E12×40 W max  
(not included)

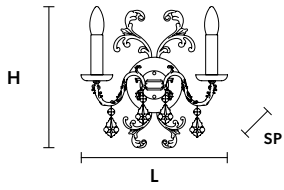
**ETERNITY A2**

**Applique**



**ETERNITY TL1**

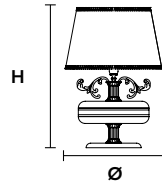
**Table Lamp**



TECHNICAL INFORMATION

**L** 31 cm / 12.20"  
**SP** 20 cm / 7.87"  
**H** 36 cm / 14.17"

**WW** 2×E14×40 W max  
**USA** 2×E12×40 W max  
 (not included)



TECHNICAL INFORMATION

**Ø** 46 cm / 18.11"  
**H** 62 cm / 24.40"  
 SHADE SAT/46/WH  
 SAT/46/BK

**WW** 1×E27×60 W max  
**USA** 1×E26×60 W max  
 (not included)