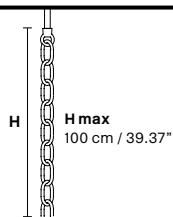


Design by: Masiero Lab



### Standard chain



### MT/CG



**MT**  
Traditional version  
**CG**  
Coloured glass version

**LIGHTING** Traditional E14 lightbulbs  
**SIZE** With lampshades, overall diameter is 5 cm (2") larger than specified  
**FRAME** **MT** Chrome or gold plated metal covered with transparent glass  
**CG** Painted metal covered with painted glass  
**LAMPSHADES** **MT** No lampshades included  
**CG** No lampshades included  
**PENDANTS** **MT** Transparent glass or crystal  
**CG** Coloured glass

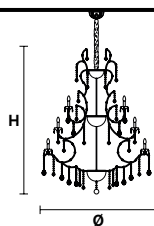
### CE RW/DW



**RW**  
RGB-W Led version  
**DW**  
Dynamic White Led version


**LIGHTING** WHITE LED sources CRI>90  
**RGB-W** each light 330 Nominal lm at 3000K  
**DW** each light 490 Nominal lm at 4700K  
**SIZE** Same size as MT or CG  
**FRAME** Chrome or gold plated metal covered with transparent glass  
**LAMPSHADES** No lampshades included  
**PENDANTS** transparent glass or crystal

### VE 907/35



TECHNICAL INFORMATION	LIGHTING SYSTEM	VERSION
<b>Ø</b> 140 cm / 55.10"	35×E14×40 W max (not included). Triac Dimmable	<b>VE 907/35 MT - CG</b>
<b>H</b> 210 cm / 82.70"		
<b>W</b> 80 kg / 176.5 lb		
	35×LED source - 140 W tot Control system: DMX On request Radio Control and Masiero Smart Light App only for RW version.	<b>VE 907/35 RW/DW</b>

#### MT TRADITIONAL

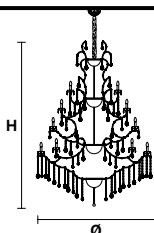


G04 Shiny chrome



G03 Shiny gold

### VE 907/65



TECHNICAL INFORMATION	LIGHTING SYSTEM	VERSION
<b>Ø</b> 170 cm / 66.92"	65×E14×40 W max (not included). Triac Dimmable	<b>VE 907/65 MT - CG</b>
<b>H</b> 250 cm / 98.42"		
<b>W</b> 120 kg / 264.5 lb		
	65×LED source - 260 W tot Control system: DMX On request Radio Control and Masiero Smart Light App only for RW version.	<b>VE 907/65 RW/DW</b>

#### MT DYNAMIC WHITE



#### MT RGB - W - LED



#### MT COLOURED GLASS

