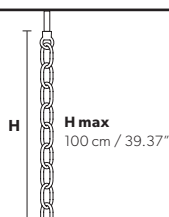


Design by: Masiero Lab



### Standard chain



### MT/CG



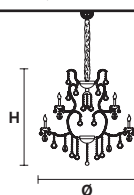
<b>LIGHTING</b>	Traditional E14 lightbulbs
<b>SIZE</b>	With lampshades, overall diameter is 5 cm (2") larger than specified
<b>FRAME</b>	<b>MT</b> Chrome or gold plated metal covered with transparent glass <b>CG</b> Painted metal covered with painted glass
<b>LAMPSHADES</b>	<b>MT</b> No lampshades included <b>CG</b> No lampshades included
<b>PENDANTS</b>	<b>MT</b> Transparent glass or crystal <b>CG</b> Coloured glass

### RW/DW



<b>LIGHTING</b>	<b>RW</b> WHITE LED sources CRI>90 <b>RGB-W</b> each light 330 Nominal lm at 3000K <b>DW</b> each light 490 Nominal lm at 4700K
<b>SIZE</b>	Same size as MT or CG
<b>FRAME</b>	Chrome or gold plated metal covered with transparent glass
<b>LAMPSHADES</b>	No lampshades included
<b>PENDANTS</b>	Transparent glass or crystal


### VE 909/15



TECHNICAL INFORMATION	LIGHTING SYSTEM	VERSION
<b>Ø</b> 110 cm / 43.30" <b>H</b> 110 cm / 43.30" <b>W</b> 35 kg / 77.16 lb	STANDARD LIGHTING 15×E14×10 W max (not included). Triac Dimmable	 <b>VE 909/15 MT-CG</b>

TECHNICAL INFORMATION	LIGHTING SYSTEM	VERSION
	INTEGRATED LED LIGHTING 15×LED source -60 W tot Control system: DMX On request Radio Control and Masiero Smart Light App only for RW version.	 <b>VE 909/15 RW/DW</b>

#### MT TRADITIONAL




G04 Shiny chrome



G03 Shiny gold


#### MT DYNAMIC WHITE



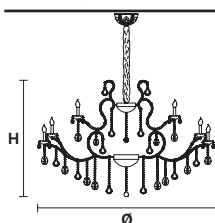
#### MT RGB - W - LED



#### MT COLOURED GLASS



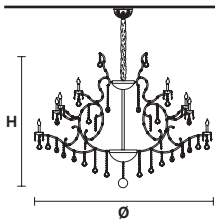
### VE 909/30



TECHNICAL INFORMATION	LIGHTING SYSTEM	VERSION
<b>Ø</b> 144 cm / 56.69" <b>H</b> 102 cm / 40.15" <b>W</b> 55 kg / 121.25 lb	STANDARD LIGHTING 30×E14×10 W max (not included). Triac Dimmable	 <b>VE 909/30 MT-CG</b>

TECHNICAL INFORMATION	LIGHTING SYSTEM	VERSION
	INTEGRATED LED LIGHTING 30×LED source -120 W tot Control system: DMX On request Radio Control and Masiero Smart Light App only for RW version.	 <b>VE 909/30 RW/DW</b>

### VE 909/60



TECHNICAL INFORMATION	LIGHTING SYSTEM	VERSION
<b>Ø</b> 190 cm / 74.80" <b>H</b> 145 cm / 57.80" <b>W</b> 110 kg / 242.5 lb	STANDARD LIGHTING 60×E14×10 W max (not included). Triac Dimmable	 <b>VE 909/60 MT-CG</b>

TECHNICAL INFORMATION	LIGHTING SYSTEM	VERSION
	INTEGRATED LED LIGHTING 60×LED source -240 W tot Control system: DMX On request Radio Control and Masiero Smart Light App only for RW version.	 <b>VE 909/60 RW/DW</b>

: for the US market, refer to the relevant price list.