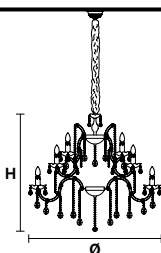


Design by: Masiero Lab




Standard chain	MT/CG	CE	RW/DW	CE
	MT Traditional version CG Coloured glass version		RW RGB-W Led version DW Dynamic White Led version	
	LIGHTING Traditional E14 lightbulbs SIZE With lampshades, overall diameter is 5 cm (2") larger than specified FRAME MT Chrome or gold plated metal covered with transparent glass CG Painted metal covered with painted glass LAMP SHADES MT No lampshades included CG No lampshades included PENDANTS MT Transparent glass or crystal CG Coloured glass		LIGHTING WHITE LED sources CRI>90 RGB-W each light 330 Nominal lm at 3000K DW each light 490 Nominal lm at 4700K SIZE Same size as MT or CG FRAME Chrome or gold plated metal covered with transparent glass LAMP SHADES No lampshades included PENDANTS transparent glass or crystal	

VE 918/30



TECHNICAL INFORMATIONS	LIGHTING SYSTEM	VERSION
Ø 100 cm / 39.37" H 90 cm / 35.43" W 28 kg / 61.72 lb	30×E14×40 W max (not included). Triac Dimmable	VE 918/30 MT - CG
	30×LED source ~120 W tot Control system: DMX On request Radio Control and Masiero Smart Light App only for RW version.	VE 918/30 RW/DW

MT TRADITIONAL



G04 Shiny chrome



G03 Shiny gold


MT DYNAMIC WHITE



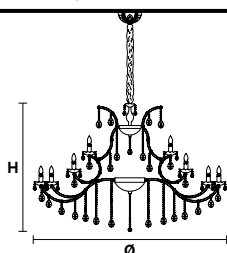
MT RGB - W - LED



MT COLOURED GLASS

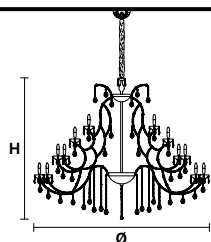


VE 918/48



TECHNICAL INFORMATIONS	LIGHTING SYSTEM	VERSION
Ø 165 cm / 64.96" H 110 cm / 43.30" W 50 kg / 110.23 lb	48×E14×40 W max (not included). Triac Dimmable	VE 918/48 MT - CG
	48×LED source ~192 W tot Control system: DMX On request Radio Control and Masiero Smart Light App only for RW version.	VE 918/48 RW/DW

VE 918/72



TECHNICAL INFORMATIONS	LIGHTING SYSTEM	VERSION
Ø 200 cm / 78.74" H 160 cm / 62.99" W 90 kg / 198.41 lb	72×E14×40 W max (not included). Triac Dimmable	VE 918/72 MT - CG
	72×LED source ~288 W tot Control system: DMX On request Radio Control and Masiero Smart Light App only for RW version.	VE 918/72 RW/DW

: for the US market, refer to the relevant price list.