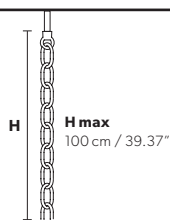


Design by: Masiero Lab



Standard chain



MT/CG



MT
Traditional version
CG
Coloured glass version

LIGHTING Traditional E14 lightbulbs
SIZE With lampshades, overall diameter is 5 cm (2") larger than specified
FRAME **MT** Chrome or gold plated metal covered with transparent glass
CG Painted metal covered with painted glass
LAMP SHADES **MT** No lampshades included
CG No lampshades included
PENDANTS **MT** Transparent glass or crystal
CG Coloured glass

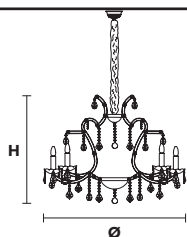
RW/DW



RW
RGB-W Led version
DW
Dynamic White Led version

LIGHTING WHITE LED sources CRI>90
RGB-W each light 330 Nominal lm at 3000K
DW each light 490 Nominal lm at 4700K
SIZE Same size as MT or CG
FRAME Chrome or gold plated metal covered with transparent glass
LAMP SHADES No lampshades included
PENDANTS Transparent glass or crystal

VE 934/12



TECHNICAL INFORMATION

Ø 95 cm / 37.40"
H 80 cm / 31.49"
W 17 kg / 37.47 lb

LIGHTING SYSTEM

STANDARD LIGHTING
12×E14×10 W max (not included).
Triac Dimmable

VERSION

VE 934/12 MT-CG




INTEGRATED LED LIGHTING

12×LED source – 48 W tot
Control system: DMX
On request Radio Control and Masiero Smart Light App only for RW version.

VE 934/12 RW/DW



MT TRADITIONAL



G04 Shiny chrome



G03 Shiny gold


MT DYNAMIC WHITE



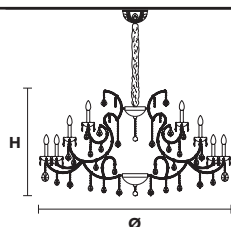
MT RGB - W - LED



MT COLOURED GLASS



VE 934/40



TECHNICAL INFORMATION

Ø 150 cm / 59.05"
H 95 cm / 37.40"
W 50 kg / 110.23 lb

LIGHTING SYSTEM

STANDARD LIGHTING
40×E14×10 W max (not included).
Triac Dimmable

VERSION

VE 934/40 MT-CG



INTEGRATED LED LIGHTING

40×LED source – 160 W tot
Control system: DMX
On request Radio Control and Masiero Smart Light App only for RW version.

VE 934/40 RW/DW

