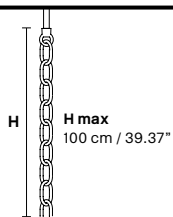


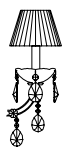
Design by: Masiero Lab



Standard chain



MT/CG



MT
Traditional version
CG
Coloured glass version

LIGHTING Traditional E14 lightbulbs
SIZE With lampshades, overall diameter is 5 cm (2") larger than specified
FRAME **MT** Chrome or gold plated metal covered with transparent glass
CG Painted metal covered with painted glass
LAMP SHADES **MT** Organza ORG/14/WH
CG Organza ORG/14/...COLOUR
PENDANTS **MT** Transparent glass or crystal
CG Coloured glass

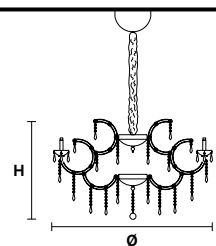
CE RW/DW



RW
RGB-W Led version
DW
Dynamic White Led version

LIGHTING WHITE LED sources CRI>90
RGB-W each light 330 Nominal lm at 3000K
DW each light 490 Nominal lm at 4700K
SIZE Same size as MT or CG
FRAME Chrome or gold plated metal covered with transparent glass
LAMP SHADES No lampshades included
PENDANTS transparent glass or crystal

VE 980/12



TECHNICAL INFORMATIONS
Ø 106 cm / 41.73"
H 70 cm / 27.55"
W 16 kg / 35.27 lb


LIGHTING SYSTEM
12×E14×40 W max (not included).
Triac Dimmable

VERSION
VE 980/12 MT - CG

12×LED source - 48 W tot
Control system: DMX
On request Radio Control and Masiero Smart Light App only for RW version.

VE 980/12 RW/DW

MT TRADITIONAL



G04 Shiny chrome



G03 Shiny gold


MT DYNAMIC WHITE



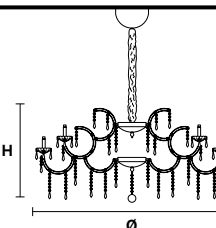
MT RGB - W - LED



MT COLOURED GLASS



VE 980/24



TECHNICAL INFORMATIONS
Ø 140 cm / 55.11"
H 70 cm / 27.55"
W 37 kg / 81.57 lb

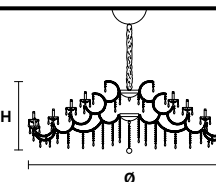
LIGHTING SYSTEM
24×E14×40 W max (not included).
Triac Dimmable

VERSION
VE 980/24 MT - CG

24×LED source - 96 W tot
Control system: DMX
On request Radio Control and Masiero Smart Light App only for RW version.

VE 980/24 RW/DW

VE 980/60



TECHNICAL INFORMATIONS
Ø 220 cm / 86.61"
H 75 cm / 29.52"
W 67 kg / 147.70 lb

LIGHTING SYSTEM
60×E14×40 W max (not included).
Triac Dimmable

VERSION
VE 980/60 MT - CG

60×LED source - 240 W tot
Control system: DMX
On request Radio Control and Masiero Smart Light App only for RW version.

VE 980/60 RW/DW